

# GITANJALI

GGL / S& L/ 2011/153

April 15, 2011

To

Listing Department  
National Stock Exchange of India Limited  
Exchange Plaza  
Bandra – Kurla Complex  
Bandra [East]  
Mumbai

Dear Sir,

Sub: Clause 35 of Listing Agreement


Ref: Scrip Symbol – GITANJALI

With reference to above, please find enclosed herewith Shareholding of the Company for the quarter ended March 31, 2011.

Thanking you,

Yours truly,

For Gitanjali Gems Limited



(Pankhuri Warange)  
Company Secretary

## Gitanjali Gems Limited

<b>Registered Office</b> 801/802, Prasad Chambers, Opera House, Mumbai -400 004. India Tel. : +91-22-2363 0272 / 2363 0710 / 2363 0319 Fax : +91-22-2363 0363 Website : www.gitanjaligroup.com	<b>Administrative Office</b> Bldg. No. 2 / 101, Jogani Complex, Behind Amar - Brass, Manipada Road, Kalina, Santacruz (E), Mumbai - 400 098. India. Tel.: +91-22-4276 9200 / 9100 Fax : +91-22-4276 9120	<b>Corporate Office</b> B/6, 1st Floor, Laxmi Tower, Bandra - Kurla Complex, Bandra (East), Mumbai 400 051. India Tel.: +91-22-4010 2000 / 4010 2001 Fax : +91-22-4010 2003
---	---	--

## (I) (a) Statement showing shareholding pattern

Name of the Company : Gitanjali Gems Limited


Scrip Code GITANJALI

Quarter ended : March 31, 2011


Partly paid-up shares :-	No. of Partly paid up shares	As a % of total no. of partly paid up shares	As a % of total no. of shares of the Company
Held by promoters/ promoters group	0	0	0
Held by public	0	0	0
<b>Total</b>	<b>0</b>	<b>0</b>	<b>0</b>
Outstanding Convertible Securities:-	No. of outstanding securities	As a % of total no. of outstanding convertible securities	As a % of total no. of shares of the company, assuming full conversion of the convertible securities
Held by promoters/ promoters group	0	0	0
Held by public	7091 1% Convertible bonds of US\$ 10000 each (Representing 1,44,60,806 Equity Shares upon conversion)	100	14.56
<b>Total</b>		<b>100</b>	<b>14.56</b>
Warrants :-	No. of Warrants	As a % of total no. of warrants	As a % of total no. of shares of the company, assuming full conversion
Held by promoters/ promoters group	0	0	0
Held by public	0	0	0
<b>Total</b>	<b>0</b>	<b>0</b>	<b>0</b>
Total paid-up capital of the company assuming full conversion of warrants and convertible securities	Rs. 99,33,24,040/- consisting 9,93,32,404 Equity Shares of Rs 10/- Each		



Category Code	Category of Shareholder	Number of Shareholders	Total Number of Shares	Number of shares held in dematerialised form	Total shareholding as a percentage of total number of shares		Shares pledged or otherwise encumbered	
					As a Percentage of (A+B)1 (VI)	As a Percentage of (A+B+C) (VII)	No of Shares (VIII)	As a percentage (IX)=(VIII)/(IV)*100
(I)	(II)	(III)	(IV)	(V)	(VI)	(VII)	(VIII)	(IX)
A	Shareholding of Promoter and promoter group ?							
	Indian							
a	Individuals/ H ndl. Undivided Family	2	39086972	39086972	46.05	46.05	7974000	20.40
b	Central Government/ State Government(s)	0	0	0	0.00	0.00	0	0
c	Bodies Corporate	4	7351488	7351488	8.66	8.66	1400000	19.04
d	Financial Institutions/ Banks	0	0	0	0.00	0.00	0	0
e	Any Other (Specify)	0	0	0	0.00	0.00		
	<b>Sub-Total (A)(1)</b>	<b>6</b>	<b>46438460</b>	<b>46438460</b>	<b>54.72</b>	<b>54.72</b>	<b>9374000</b>	<b>20.19</b>
	Foreign							
a	Individuals (Non-Resident Individuals/ Foreign Individuals)	0	0	0	0.00	0.00	0	0
b	Bodies Corporate	1	10000	0	0.01	0.01	0	0
c	Institutions							
d	Any Other (specify)	0	0	0	0.00	0.00		
	<b>Sub-Total (A)(2)</b>	<b>1</b>	<b>10000</b>	<b>0</b>	<b>0.01</b>	<b>0.01</b>	<b>0</b>	<b>0</b>
	Shareholding of Promoter and Promoter Group (A)= (A)(1)+(A)(2)	<b>7</b>	<b>46448460</b>	<b>46438460</b>	<b>54.73</b>	<b>54.73</b>	<b>9374000</b>	<b>20.19</b>
B	Public Shareholding							
	Institutions							
a	Mutual Funds/ UTI	0	0	0	0.00	0.00	0	0
b	Financial Institutions/ Banks	3	148933	148933	0.18	0.18	0	0
c	Central Government/ State Governments	0	0	0	0.00	0.00	0	0
d	Venture Capital Funds	0	0	0	0.00	0.00	0	0
e	Insurance Companies	0	0	0	0.00	0.00	0	0
f	Foreign Institutional Investors	70	13653090	13653090	16.09	16.09	0	0
g	Foreign Venture Capital Investors	0	0	0	0.00	0.00	0	0
h	Any Other							
	<b>Sub-Total (B)(1)</b>	<b>73</b>	<b>13802023</b>	<b>13802023</b>	<b>16.26</b>	<b>16.26</b>	<b>0</b>	<b>0</b>



2	Non-Institutions								
a	Bodies Corporate	938	10325223	10325223	12.17	12.17	0	0	
b	Individuals								
	i. Individual shareholders holding nominal share capital up to Rs. 1 lakh.	53770	6904675	6903786	8.14	8.14	0	0	
	ii. Individual shareholders holding nominal share capital in excess of Rs. 1 lakh.	36	2998158	2998158	3.53	3.56	0	0	
c	Any Other								
	Cleaning Member	288	917070	917070	1.08	1.09	0	0	
	Trust	4	2454	2454	0.00	0.00	0	0	
	NRI	612	1491554	1491554	1.76	1.77	0	0	
	HUF	1354	427931	427931	0.50	0.51	0	0	
	Foreign Companies	2	1554050	0	1.83	1.84	0	0	
	<b>Sub-Total (B)(2)</b>	<b>57004</b>	<b>24621115</b>	<b>23066176</b>	<b>29.01</b>	<b>29.07</b>	<b>0</b>	<b>0</b>	
	Total Public Shareholding (B)=								
	(B)(1)+(B)(2)	57077	38423138	36868199	45.27	45.33	0	0	
	<b>Total (A)+(B)</b>	<b>57084</b>	<b>84871598</b>	<b>83306659</b>	<b>100.00</b>	<b>100.06</b>	<b>9374000</b>	<b>22.19</b>	
C	Shares held by Custodians and against which Depository Receipts have been issued								
1	Promoter and Promoter Group	0	0	0	0.00	0.00	0	0	
2	Public	0	0	0	0.00	0.00	0	0	
	<b>(A)+(B)+(C)</b>	<b>57084</b>	<b>84871598</b>	<b>83306659</b>	<b>100.00</b>	<b>100.00</b>	<b>9374000</b>	<b>22.19</b>	



"(I)(b) Statement showing shareholding of persons belonging to the category "Promoter and Promoter Group"


Sr. No.	Name of the shareholder	Total Shares held		Shares pledged or otherwise encumbered		
		Number	As a % of grand total (A)+(B)+(C)	Number	As a percentage (VI)=(V)/(III)*100 (VI)	As a % of grand total (A)+(B)+(C) of sub-clause (I)(a) (VII)
1	MEHUL C CHOKSI	39079421	46.05	7974000	20.40	9.40
2	PARTHA GEMS LLP	2519452	2.97	1400000	55.57	1.65
3	PRIYANKA GEMS PVT LTD	2506548	2.95	0	0.00	0.00
4	ROHAN DIAMOND PVT LTD	1874226	2.21	0	0.00	0.00
6	MOZARAT TRADING PVT LTD	451262	0.53	0	0.00	0.00
7	DIGICO HOLDINGS LIMITED	10000	0.01	0	0.00	0.00
8	GUNIYAL C CHOKSI	7551	0.01	0	0.00	0.00
	<b>Total</b>	<b>46448460</b>	<b>54.73%</b>	<b>9374000</b>	<b>75.97</b>	<b>11.05</b>

\* Formerly known as "Mozart Investments Private Limited"



(l)(c) Statement Showing Shareholding of persons belonging to the category "Public" and holding more than 1% of the total number of shares

Sr No	Name of the Shareholders	Number of Shares	Shares as a percentage of total number of shares (i.e., Grand Total (A)+(B)+(C) indicated in Statement at para (l)(a) above)
1	Fidelity Securities Fund Fidelity Blue Chip Growth	2187799	2.58
2	India Max Investment Fund Limited	1829213	2.16
3	Goldman Sachs Investments (Mauritius) I Limited	1771600	2.09
4	Religare Finvest LTD	1483739	1.75
5	B III Capital Partners L.P. USA	1320943	1.56
6	Shriram Insight Share Brokers LTD	1242403	1.46
7	Bennett Coleman and Company Limited	1075000	1.27
8	Karvy Financial Services Limited	942550	1.11
	<b>Total</b>	<b>11853247</b>	<b>13.97%</b>



(!)(d) Statement showing details of locked-in shares

Sr No	Name of the Shareholders	Category of Shareholders (Promoters/ Public)	Number of Locked-in shares	Locked-in shares as a percentage of total number of shares (i.e. Grand Total (A)+(B)+( C ) indicated in Statement at para (!)(a) above)
	N.A	N.A	N.A	N.A
	Total	N.A	N.A.	N.A



(II)(a) Statement Showing details of Depository Receipts (DRs)

Sr. No.	Type of outstanding DR (ADRs, GDRs, SDRs, etc.)	Number of outstanding DRs	Number of Shares Underlying outstanding DRs	Shares underlying outstanding DRs as a percentage of total number of shares (i.e., Grand Total (A)+(B)+(C) indicated in Statement at Para (I)(a) above)
1	GDR	0	0	0.00
	Total	0	0	0.00



(II)(b) Statement showing Holding of Depository Receipts (DRs), where underlying shares held by 'promoter / promoter group' are in excess of 1% of the total number of shares

Sr. No.	Name of the DR Holder	Type of outstanding DR (ADRs, GDRs, SDRs, etc.)	Number of shares underlying outstanding DRs	Shares underlying outstanding DRs as a percentage of total number of shares (i.e., Grand Total (A)+(B)+( C ) indicated in Statement at para (I)(a) above)
1	N.A.	N.A.	N.A.	N.A.
	Total		N.A.	N.A.

