


(I) (A) Statement showing Shareholding Pattern

Name of the Company : GITANJALI GEMS LIMITED


Scrip Code : GITANJALI

AS ON : Quarter ended 30.09.2010

Category Code	Category of Shareholder	Number of Shareholders	Total Number of Shares	Number of shares held in dematerialised form	Total shareholding as a percentage of total number of shares		Shares pledged or otherwise encumbered	
					As a Percentage of (A+B)1 (VI)	As a Percentage of (A+B+C) (VII)	No of Shares (VIII)	As a percentage (IX)=(VIII)/(IV)*100
(I)	(II)	(III)	(IV)	(V)	(VI)	(VII)	(VIII)	(IX)
A	Shareholding of Promoter and promoter group 2							
1	Indian							
a	Individuals/ Hindu Undivided Family	3	38461936	38454385	46.08	45.64	3644808	9.48
b	Central Government/ State Government(s)	0	0	0	0.00	0.00	0	0
c	Bodies Corporate	4	7000488	7000488	8.39	8.31	1150000	16.43
d	Financial Institutions/ Banks	0	0	0	0.00	0.00	0	0
e	Any Other (specify)	0	0	0	0.00	0.00		
	Sub-Total (A)(1)	7	45462424	45454873	54.47	53.95	4794808	10.55
2	Foreign							
a	Individuals (Non-Resident Individuals/ Foreign Individuals)	0	0	0	0.00	0.00	0	0
b	Bodies Corporate	1	10000	0	0.01	0.01	0	0
c	Institutions							
d	Any Other (specify)	0	0	0	0.00	0.00		
	Sub-Total (A)(2)	1	10000	0	0.01	0.01	0	0
	Shareholding of Promoter and Promoter Group (A)= (A)(1)+(A)(2)	8	45472424	45454873	54.48	53.96	4794808	10.54
B	Public Shareholding							
1	Institutions							
a	Mutual Funds/ UTI	0	0	0	0.00	0.00	0	0
b	Financial Institutions/ Banks	2	312180	312180	0.37	0.37	0	0
c	Central Government/ State Governments	0	0	0	0.00	0.00	0	0
d	Venture Capital Funds	0	0	0	0.00	0.00	0	0
e	Insurance Companies	0	0	0	0.00	0.00	0	0
f	Foreign Institutional Investors	48	14334099	14334099	17.17	17.01	0	0
g	Foreign Venture Capital Investors	0	0	0	0.00	0.00	0	0
h	Any Other							
	Sub-Total (B)(1)	50	14646279	14646279	17.55	17.38	0	0




2	Non-Institutions								
a	Bodies Corporate	922	9742803	9742803	11.67	11.56	0	0	
b	Individuals								
	i. Individual shareholders holding nominal share capital up to Rs.1 lakh.	45426	5662831	5660742	6.78	6.72	0	0	
	ii. Individual shareholders holding nominal share capital in excess of Rs.1 lakh	45	3377397	3377397	4.05	4.01	0	0	
c	Any Other								
	Clearing Member	317	497593	497593	0.60	0.59	0	0	
	Trust	4	1854	1854	0.00	0.00	0	0	
	NRI	497	1433184	1433184	1.72	1.70	0	0	
	HUF	1276	214918	214918	0.26	0.26	0	0	
	Foreign Companies	3	2420717	0	2.90	2.87	0	0	
	Sub-Total (B)(2)	48490	23351297	20928491	27.98	27.71	0	0	
	Total Public Shareholding (B)= (B)(1)+(B)(2)	48540	37997576	35574770	45.52	45.09	0	0	
	Total (A)+(B)	48548	83470000	81029643	100.00	99.05	4794808	5.74	
C	Shares held by Custodians and against which Depository Receipts have been issued	1	800000	800000	100.00	0.95	0	0	
	Grand Total (A)+(B)+(C)	48549	84270000	81829643	100.00	100.00	4794808	5.69	



"(I)(b) Statement showing shareholding of persons belonging to the category "Promoter and Promoter Group"

Sr. No.	Name of the shareholder	Total Shares held		Shares pledged or otherwise encumbered		
		Number	As a % of grand total (A)+(B)+(C)	Number	As a percentage (VI)=(V)/(III)*100 (VI)	As a % of grand total (A)+(B)+(C) of sub-clause (I)(a) (VII)
(I)	(II)	(III)	(IV)	(V)	(VI)	(VII)
1	MEHUL C CHOKSI	37971308	45.06	3644808	9.60	4.33
2	PARTHA GEMS PVT LTD	2068452	2.45	0	0.00	0.00
3	PRIYANKA GEMS PVT LTD	2506548	2.97	1150000	45.88	1.36
4	ROHAN DIAMOND PVT LTD	1974226	2.34	0	0.00	0.00
5	PRITI M CHOKSI	483077	0.57	0	0.00	0.00
6	MOZARAT INVESTMENTS PVT LTD	451282	0.54	0	0.00	0.00
7	DIGICO HOLDINGS LIMITED	10000	0.01	0	0.00	0.00
8	GUNIYAL C CHOKSI	7551	0.01	0	0.00	0.00
	Total	45472424	53.96%	4794808	55.48	5.69



(l) (c) Statement Showing Shareholding of persons belonging to the category "Public" and holding more than 1% of the total number of shares

Sr No	Name of the Shareholders	Number of Shares	Shares as a percentage of total number of shares (i.e., Grand Total (A)+(B)+(C) Indicated In Statement at para (l)(a) above)
1	HSBC Global Investment Fund Mau Ltd	3510000	4.17
2	Fidelity Investment Trust Fidelity International D	2506415	2.97
3	Fidelity Securities Fund Fidelity Blue Chip Growth	1460909	1.73
4	Nihar Trading Pvt. Ltd	1400000	1.66
5	Bennett Coleman & Company Ltd	1075000	1.28
6	India Max Investment Fund Limited	1517855	1.80
7	B III Capital Partners L.P. USA	1320943	1.57
8	Trans Exim Ltd	866667	1.03
9	Kary Financial Services Limited	1050000	1.25
	Total	14707789	17.45%




(I)(d) Statement showing details of locked-in shares

Sr No	Name of the Shareholders	Category of Shareholders (Promoters/ Public)	Number of Locked-in shares	Locked-in shares as a percentage of total number of shares (i.e. Grand Total (A)+(B)+(C) Indicated in Statement at para I)(a) above)
	N.A	N.A	N.A	N.A
	Total	N.A	N.A.	N.A



(II)(a) Statement Showing details of Depository Receipts (DRs)

Sr. No.	Type of outstanding DR (ADRs, GDRs SDRs, etc.)	Number of outstanding DRs	Number of Shares Underlying outstanding DRs	Shares underlying outstanding DRs as a percentage of total number of shares (i.e., Grand Total (A)+(B)+(C) indicated in Statement at Para (I)(a) above)
1	GDR	800000	800000	0.95
	Total	800000	800000	0.95



(II)(b) Statement showing Holding of Depository Receipts (DRs), where underlying shares are in excess of 1% of the total number of Shares

Sr. No.	Name of the DR Holder (Custodian)	Type of outstanding DR (ADRs, GDRs, SDRs, etc.)	Number of shares underlying outstanding DRs	Shares underlying outstanding DRs as a percentage of total number of shares (i.e., Grand Total (A)+(B)+(C) Indicated in Statement at para (I)(a) above)
1	Deutsche Bank Trust Co Americas	GDRs	800000	0.95
	Total		800000	0.95

